












OUTDOOR-FIT STANDARD COLORS

All components undergo a multi-stage preparation process before powder coating. A zinc-rich primer is applied first, followed by your selected color. All colors use super-durable, exterior-grade powder coatings for long-lasting protection from the elements. We use *Erie Powder* as our powder coating supplier of choice.

STANDARD COLORS

Choose from any of the colors below for your Outdoor-Fit equipment at no extra cost.

 <p>RAL 5001 GREEN BLUE</p>	 <p>RAL 1003 SIGNAL YELLOW</p>	 <p>RAL 2011 DEEP ORANGE</p>	 <p>RAL 5004 BLACK BLUE</p>
 <p>SILVER SANDTEX IS USED FOR ALL CALI-LINE BODY WEIGHT STATIONS AND CONNECTIONS.</p>	 <p>RAL 5015 SKY BLUE</p>	 <p>RAL 6005 MOSS GREEN</p>	 <p>RAL 6018 YELLOW GREEN</p>
	 <p>RAL 7006 BEIGE GREY</p>	 <p>RAL 8017 CHOCOLATE BROWN</p>	 <p>RAL 9005 SATIN BLACK</p>

Don't see the color you want? Ask your Outdoor-Fit representative for the Erie Powder Coatings color sheet.